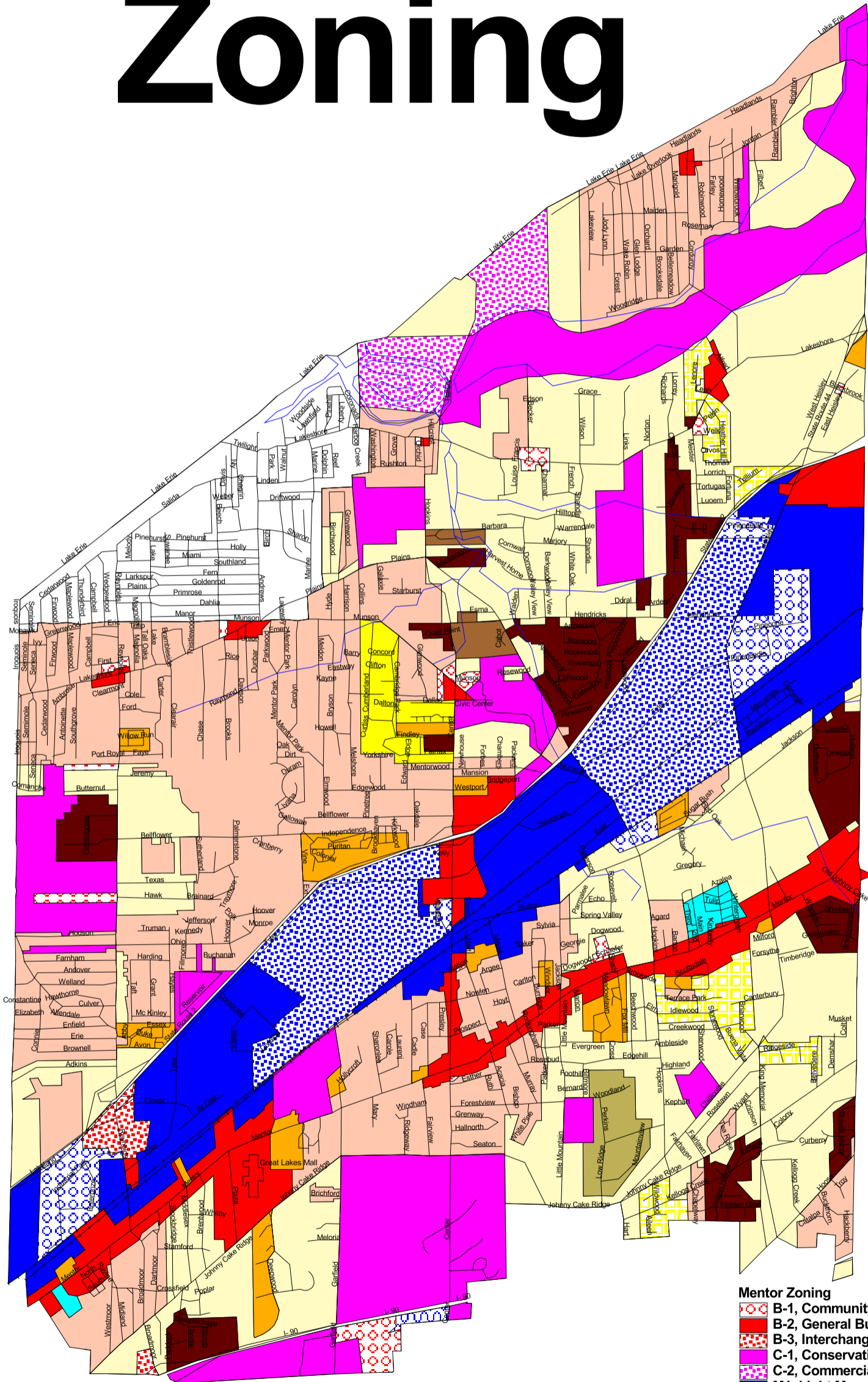















# Mentor City Zoning



- Mentor Zoning**
-  B-1, Community Service
  -  B-2, General Business
  -  B-3, Interchange Service
  -  C-1, Conservation
  -  C-2, Commercial Recreation
  -  M1, Light Manufacturing
  -  M2, Heavy Manufacturing
  -  MIP, Industrial Park
  -  MRD, Research and Development
  -  PUD, Planner Unit Development
  -  R-1, Single Family Residential, 12,000 SF
  -  R-2, Single Family Residential, 15,000 SF
  -  R-3, Single Family Residential, 18,000 SF
  -  R-4, Single Family Residential, 22,000 SF
  -  R-5, Single Family Residential, 1 Acre
  -  R-10, Multi-Family
  -  RMH, Mobile Home
  -  RVG, Village Green

