

Appendix A

Cleveland Lakefront Revitalization Plan Survey

Citizens and Workers Survey Instrument	A2
Leaders Survey Instrument	A10
Citizens Phone Survey Results	A15
Workers Survey Results	A23
Workers Survey Results (Downtown only)	A35
Leaders Survey Results.....	A47

Private Citizen Survey

PDD 611

Initials of Interviewer

Date

Location of Interview

Time

Introduction: Hello, my name is _____ I am a Master's degree student at CSU. I am doing a class project to improve the Cleveland Lakefront District Plan. You have been selected to participate in a survey to share your opinion on the Cleveland Lakefront. We are only interested in your opinion and there will be no additional follow-up contact.

The survey will take 7 to 10 minutes and is entirely voluntary.

Do you have a few moments to participate? Y/N.

if yes, continue

Completion of this survey constitutes your informed consent to participate and you can discontinue the survey at any time without any consequence whatsoever. All responses are confidential. If you have any questions about your rights as a research subject, you can contact the CSU Institutional Review Board at (216) 687-3630

On a scale of 1 to 5 where '5' means you strongly agree and '1' means you strongly disagree, how much do you agree with the following statements?

	Strongly Agree	Agree	Not Sure	Disagree	Strongly Disagree
(1) The Cleveland Lakefront is easy to get to	5	4	3	2	1
(2) Making the Lakefront more accessible should be one of the City's major priorities	5	4	3	2	1
(3) Cleveland needs more parks	5	4	3	2	1
(4) The City should spend more money on parks	5	4	3	2	1

On a scale of 1 to 5 where ‘5’ means daily, ‘4’ means once a week, ‘3’ means once a month, ‘2’ means once a year and ‘1’ means never or almost never, how often do you go to the following Lakefront Parks?

	Daily	Once a Week	Once a Month	Once a Year	Never or Almost Never
(5) Edgewater Park	5	4	3	2	1
(6) Wendy Park	5	4	3	2	1
(7) Voinivich Park	5	4	3	2	1
(8) E 55th St Marina	5	4	3	2	1
(9) Gordon Park	5	4	3	2	1
(10) Euclid Beach—Wildwood	5	4	3	2	1
(11) Rockefeller Park	5	4	3	2	1

How often do you visit the Lakefront during each of the following seasons?

	Daily	Once a Week	Once a Month	Once a Year	Never or Almost Never
(12) Winter	5	4	3	2	1
(13) Spring	5	4	3	2	1
(14) Summer	5	4	3	2	1
(15) Fall	5	4	3	2	1

(16) The last time you visited the Lakefront...			
What park did you go to?			
What did you do at the park? (indicate all that apply)			
Fishing	Biking	Running	Walking
Swimming	Kite Flying	Sun Bathing	Picnicking
Organized Sports	Other (Please list)		
How did you get to the park?			
Drove	Bicycled	Walked	Other
Where were you coming from?			
Home	Work	Other	

(17) Do you feel the Lakefront needs to be improved?

Yes No

If 'yes'

How would you like to see the Lakefront improved?

More Programs

Concessions

Watercraft Rentals

More Events

Better Security

Better Access

Nature Activities

Other (what?) _____

(18) Do you feel that Cleveland’s lakefront parks are a safe place to visit?

Yes No

(19) Are you familiar with the Cleveland Lakefront District Plan Completed in 2004?

Yes No

If ‘yes’

What did you like about it?

What didn’t you like about it?

20. Would you support additional funds being allocated to maintenance of existing parks?

Yes No

If ‘yes’

Where do you feel the funding should come from?

Sales tax	Park levy
User fees	Private funds
Parks are overfunded	No opinion
Other (please list)	

21. Would you be willing to close some parks to keep others open?

Yes No

If 'yes'

Which parks would you be willing to close?

Edgewater Park

Wendy Park

Voinivich Park

E 55th St Marina

Gordon Park

Rockefeller Park

Euclid Beach-Wildwood

Other (please list)

22. Would you be willing to close some parks during the winter to save money?

Yes No

If 'yes'

Which parks would you be willing to close?

Edgewater Park

Wendy Park

Voinivich Park

E 55th St Marina

Gordon Park

Rockefeller Park

Euclid Beach-Wildwood

Other (please list)

23. Would you be willing to volunteer time to help maintain the Lakefront Parks?

Yes No

If 'yes': How many hours per month would you be willing to volunteer?

24. Would you be willing to donate money to help maintain the Lakefront Parks?

Yes No

If 'yes': How much money would you be willing to donate?

25. Would you want to live near the Lakefront if there were more housing options?
Yes No

26. Do you visit any businesses when you visit the Lakefront?
Yes No

If 'yes'

What businesses do you visit?

Demographics

27. Gender: Male _____ Female _____

28. Age: 18-29 _____ 30-39 _____ 40-49 _____ 50-59 _____ 60-69 _____
70+ _____

29. Education:

- a. Not high school graduate _____
- b. High school graduate _____
- c. Some college _____
- d. College graduate _____
- e. Post graduate _____

30. Annual household income:

- | | |
|-------------------------|--------------------------|
| _____ \$0-\$19,999 | _____ \$60,000-\$79,999 |
| _____ \$20,000-\$39,999 | _____ \$80,000-\$99,999 |
| _____ \$40,000-\$59,999 | _____ \$100,000 or more? |

31. Race _____

32. Home Zip Code _____

33. Do you work Downtown
Yes No

**Thank you for taking the time to complete this survey!
If any problems or suggestions arise, you may call**

**Professor Robert Simons at:
(216) 687-5258**

Cleveland Leaders Survey

PDD 611

Initials of Interviewer: _____

Date: _____

Location of Interviewer: _____

Time: _____

Introduction: Hello, my name is _____ I am a Master's degree student at CSU, and I am doing a class project to develop and expand on the Cleveland Waterfront District Plan. Part of the information gathering process on the project includes/entails surveying public and non-profit leaders about the Cleveland Waterfront District; therefore, you have been selected for an interview.

This survey is entirely voluntary. Completion of this survey constitutes your informed consent to participate and you can discontinue the survey at any time without any consequence whatsoever. All responses are confidential.

If you have any questions about your rights as a research subject, you can contact the CSU Institutional Review Board at (216) 687-3630

1. Are you familiar with the Cleveland Waterfront District Plan prepared by the City of Cleveland in 2004?

Yes No

2. Are there any additional destinations needed to attract more people to the Lakefront and downtown?

Yes No

3. If yes, do you have any suggestions on what type of destinations would attract more people to the lakefront?

4. If yes, what type of attraction is needed? (Please select only one)

Commercial/Retail Residential Tourist/Recreation
 Arena/Entertainment District Casino Other

5. If other, what type of attraction would you like to see?

6. Do you believe that additional programs or events held Downtown or at the Lakefront Parks such as concerts, festivals, and after-work events would be a significant catalyst to the revitalization of Cleveland's Lakefront and Downtown?

Yes No

7. Do you feel access to the Lakefront needs to be improved? (if yes go to question 8)

Yes No

8. How should improved access to the Lakefront be provided? (Please select only one)

Work with ODOT to overcome transportation barriers Expand existing street grid Package vacant/foreclosed properties to create access Create green way system Other (IF Other what)?

9. What do you feel are the best future uses for the land that lies between the western end of Whiskey Island and Cleveland Browns Stadium?

10. What do you feel are the best uses for lakefront land that is situated between East Ninth Street and Burke Lakefront Airport?

11. What do you feel are the best uses for lakefront land that is situated between Burke Lakefront Airport and Dike 14?

12. Which of the following proposed locations for the Medical Mart/Convention Center would best increase use of the Lakefront?

- Tower City East Bank of the Flats Current Location University Circle

13. How would you rate the quality of parks and greenspace on the Cleveland lakefront?

- Excellent
 Good
 Fair
 Poor

14. How open would you be to the creation of a not for profit entity to provide management and funding support for parkland and greenspace along the Cleveland lakefront (like a public conservancy)?

- Very Open
 Somewhat Open
 Indifferent
 Somewhat Opposed
 Very Opposed

15. How do you think park maintenance should be funded?

- Taxes Park Levy User fees Casino Convention Center
 Port Authority Green energy initiatives Parking Meters Other Parks are over funded

If 'Other', please describe

16. Do you feel there is sufficient security in the Lakefront parks?

Yes

No

17. Overall, how would you rate the Cleveland Lakefront Parks?

Excellent Good Fair Poor No opinion

18. My vision for the future of the Waterfront District is....

19. Any additional comments?

Demographics

20. Gender: Male _____ Female _____

21. Age: 20-29 _____ 30-39 _____ 40-49 _____ 50-59 _____ 60-69 _____
70+ _____

22. Education:

- a. Not high school graduate _____
- b. High school graduate _____
- c. Some college _____
- d. College graduate _____
- e. Post graduate _____

23. Are you an elected official? Yes _____ No _____

24. The number of people you supervise? _____

25. Your employer is: For- Profit _____

Non-Profit _____

Government _____

26. Home Zip Code _____

27. Do you work Downtown?

Yes

No

Thank you for taking time to complete this survey! If any problems or suggestions arise, you may call

**Professor Robert Simons at
(216) 687-5258**

Final Results for Leader Survey: Closed Ended Questions

1. 94% of Leaders responded that they were familiar with the 2004 Cleveland Waterfront District Plan
2. 86% of respondents believe that additional attractions are needed to bring more people to the lakefront
4. Type of New Attraction Needed?
36% responded commercial/retail 7% responded Residential
29% responded Tourist/Recreation 7% responded Arena/Entertainment District
7% responded Casino 17% responded Other
6. 94% of respondents stated that they would support and/or attend programs and events on the lakefront, as well as downtown
7. 89% of Leaders stated that access to the lakefront needs improved
8. How?
38% working with ODO 31% greenway system 19% other
12% street grid improvements
12. Medical Mart Location
Current location: 79% Tower City: 16% East Bank: 5% UC: 0
13. Quality of lakefront parks and green space? Good: 12% Fair: 82% Poor: 6% Excellent: 0
14. Support for a nonprofit entity to maintain and support Lakefront parks:
Very Open: 56% Somewhat Open: 17% Indifferent: 6% Opposed 23%
16. Sufficient Security at Lakefront Parks? 83% said yes
17. Overall Rating of Parks: Excellent: 0% Good: 26% Fair: 69% Poor: 5%

Final Results for Leader Survey: Open Ended Questions

3. If yes, do you have any suggestions on what type of destinations would attract more people to the lakefront?
- *Need something on the lakefront that brings more people to the lakefront, but is something that encourages people to move between the different venues instead of a single destination.
 - *Youth hostel
 - *Further development beyond parks/natural environment.
 - *Upscale restaurants and nightclubs/world class aquarium/condominiums.
 - *Mixed-use development including residential, commercial, industrial, and free green space open to the public.
 - *Need for more outdoor activities with walkways, green space and places to sit. Amusement park and/or indoor waterpark that can be used all year long.
 - *Previous plans showed an aquarium/good idea/would like to see an amusement park similar to but smaller than the Navy Pier in Chicago.
 - *Need more shopping
 - *Casino
 - *Pedestrian walkway along the lake with entertainment, restaurants, etc.
- *There needs to be more to do on lakefront.
- *There needs to be continuous access to the lakefront.
5. If other, what type of attraction would you like to see?
- *Promenade along waterfront, make the water an attraction.
 - *Residential/tourist/recreation
 - *Mixed-use extension of downtown to the lakefront and strengthening of neighborhoods like Detroit/shoreway.
 - *Mixed-use development including residential, commercial, industrial, and free greenspace open to the public.
 - *Mixed uses
8. How should improved access to the Lakefront be provided? (If other what?)
- *Access from downtown limited to E. 9th and W. 3rd, there should be more connectors.
 - *Provide continuous pedestrian/bicycle access along the lakefront.
 - *By expanding the mall
 - *Pedestrian bridges
9. What do you feel are the best future uses for the land that lies between the western end of Whiskey Island and Cleveland Browns Stadium?
- *Should establish a neighborhood that has people living and working on the lakefront.
 - *Mixed-use development with a lakefront promenade and bikeway
 - *This area should be a continuation of the Warehouse District and have residential and retail options. This could also be a good site for outdoor concerts and a venue for wind turbines.
 - *Entertainment, condominiums/retail/good idea to move the Port; redevelopment of this area a catalyst to put Cleveland on the map.
 - *Mixed-use extension of downtown to the lakefront including housing and retail.
 - *Create a 24-hour water district/replace the marina/add residential and free public open space.
 - *More green space even if man-made
 - *Like it the way it is no issues with Whiskey Island/East 55th is a better location for the Port/would like to see Hulett's reassembled.
 - *Need to look at casino and additional shopping
 - *Residential and retail combination
 - *Retain industries and salt mine in Whiskey Island area/increase boating maintenance and construction.
 - *Residential and park space

*Recreational uses

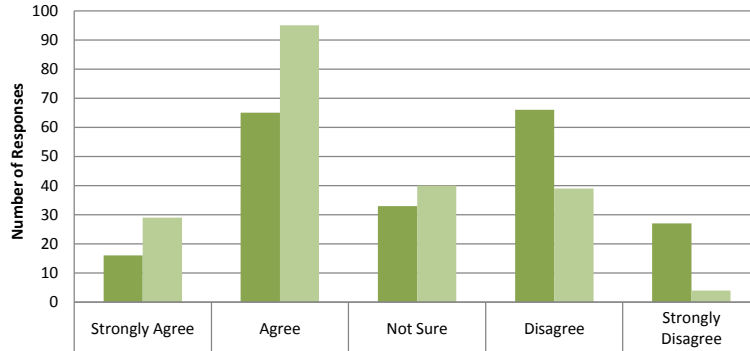
10. What do you feel are the best uses for lakefront land that is situated between East Ninth Street and Burke Lakefront Airport?
- *Commercial Use that is attractive to rock hall visitors.
 - *Restaurant/retail/transient boat dock/hotel
 - *This area should be a tourist destination and have other attractions to draw people to the Rock Hall and Science Center.
 - *Housing/retail/maritime museum
 - *Mirror image of Voinovich Park to the east of East 9th
 - *Create something similar to Dike 14
 - *Tear everything down and build back up/need commercial/residential/greenspace/make a multi-use island.
 - *Get rid of Coast Guard Station sitting on prime real estate/need a good restaurant with different price points and outdoor access to the lakefront. Burke Lakefront Airport is good where it is-against getting rid of it because of safety net for Hopkins.
 - *Shopping
 - *Relocate Coast Guard Station to current port location/add entertainment/mixed uses/festival/ retail to the current Coast Guard location.
 - *Entertainment, restaurants, park space
 - *Keep airport and Voinovich Park as is
11. What do you feel are the best uses for the land situated between Burke Lakefront Airport and Dike 14?
- *Expanded marina, there seems to be a shortage of boat slips
 - *Port-due to proximity to transportation infrastructure
 - *This would be a good commercial zone
 - *Land is too valuable for Burke/takes up too much space/area should be a “world class” lakefront.
 - *General maritime activities (both commercial and recreational boating)
 - *A combination of industrial to tie into the port relocation and additional green space.
 - *Dike should continue as green space and promote more activity and educational programming.
 - *Port needs to invest in this area/also room to tear down and build green.
 - *Can’t do much due to FAA regulations/waterfront plan called for a golf course/public does not need access to every bit of land on the waterfront/just cluster the public at the Coast Guard Station area/add bike path connector between all parks.
 - *Port facilities
 - *Transportation/shipping and marinas
 - *Open space/parks and recreation
 - * A modern Port with public spaces for observation/passive recreation spaces to view boat activity of marina and Port.
15. How do you think park maintenance should be funded (other)?
- *New taxes.....may not be well received should be funded by new development.
 - *Park Levy/conservancy like with Central Park in New York.
 - *The City of Cleveland should not be funding the lakefront through the general fund/the convention center would be a potentially good source of funding but is still in the early stages of development.
 - *Regional levy since the waterfront should be used by everyone/create a conservation district along the waterfront.
 - *Don’t see park maintenance as being a higher priority than the other needs of Cleveland/no access fees.
 - *Casino
18. My vision for the future of the Waterfront District is.....

- *An attractive place for all citizens of northeast Ohio, folks from around the country would talk about the Cleveland waterfront.
- *A continuous greenspace with bike and pedestrian facilities and supporting retail developments
- *A robust thriving area where people with different interests can gather that has attractions other than parks to get people down there.
- *A world-class lakefront with condominiums, entertainment, aquarium, museum(s) similar to Baltimore's Inner Harbor.
- *An accessible Waterfront that you can touch with programming for a lot of activities.
- *A mixed-use district that includes industrial, residential, commercial, and free green space for the public to enjoy.
- *To make sure it is a place for commercial use, residential use and tourist activity. A place where everyone has their needs met and there is something for the young as well as for the elderly.
- *Try to give a sense of unity between Edgewater Park and the downtown. Make it easily accessible with design elements tying all the parks together with way-finding signage with unifying design elements.
- *A bustling shopping center with a luxury casino.
- *Like Chicago, where retail, residential and entertainment is integrated without barriers to access the water.
- *Public waterfront access should be small, high quality and concentrated at the core of the downtown with provision for bicycle or linear trail system connecting from east to west (not necessarily always at the water's edge). Need better connection from east to west crossing the West Shoreway in the Whiskey Island area and into downtown would be desirable in keeping neighborhood setting for family residences which CMHA should strive to provide. The views that can be taken advantage of at this location could support double income and empty-nester residences who do not need access to the educational institutions and normal neighborhood amenities. The projects should be relocated to a more long-term suitable location or dispersed through the use of section 8 vouchers into neighborhood settings.
- *Improved access, open space, parks, 24hour uses/an area that can be used 24 hours a day. Access to water, improved programming and amenities/need amenities and entertainment to complement the museums (we have enough eats 4th and warehouse district type areas).
- *A vibrant connected space that connects the entire city along the lakefront. Connection from the neighborhoods to downtown and the lakefront by using biking and walking arteries.

19. Any additional comments?

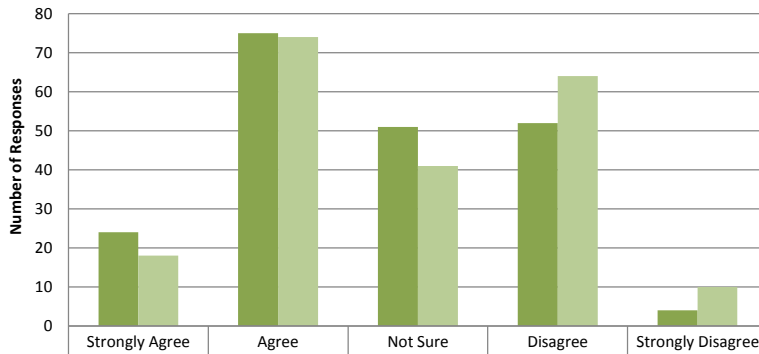
- *I'm happy to see action taking place to change the status and improve downtown. The lakefront is worth investing in because it has the potential to add to Cleveland's' ionic status and create value and recognition.
- *Cleveland is behind the curve more than most cities regarding lakefront development. Cleveland could learn from not only U.S. cities around the world. Crime would not be a big problem for a lakefront neighborhood.
- *The City has finally realized what an asset the lakefront is/MetroParks need to manage the lakefront parks because they are better equipped to do so than either the State or City.
- *Overall, Cleveland is moving in the right direction but slowly because so many players involved. If didn't have Dan Moore or Ed Hauser as advocates nothing would have been done at Whiskey Island and Wendy Park. These guys are random and there are groups all over/mayor's don't usually take on park development and need someone with political power to take leadership and private dollars. However, a waterfront non-profit is just another non-profit that has to be fed, the private sector can make happen faster especially if they own the land.
- *Would like MetroParks to take over the waterfront parks and they might be willing to do it if guidelines were set up with certain parameters and a plan to incorporate pockets of nonpublic and public land. Could be done like Chicago Wilderness with some preserved old industrial sites with public access limited to a portion of the land.
- *A small amount of quality, connected public space and high activity private land uses such as entertainment would be better than trying to scatter housing and a variety of low traffic access or park land along a wide area of the waterfront. An urban core is not the place to try to achieve natural or pastoral parkland, wildlife sanctuaries, or spread out recreational uses. In order for public space to work in an urban setting it has to have high traffic generating, high-density land use nearby.
- *Any planning process must consider economic realities. Goals and visions must be founded in reality or the plan will fail. Mentioned golf course by Burke Lakefront Airport as an idea not founded on a realistic idea.

Questions 1 & 2: Accessibility



■ (1) The Cleveland Lakefront is easy to get to	16	65	33	66	27
■ (2) Making the Lakefront more accessible should be one of the City's major priorities	29	95	40	39	4

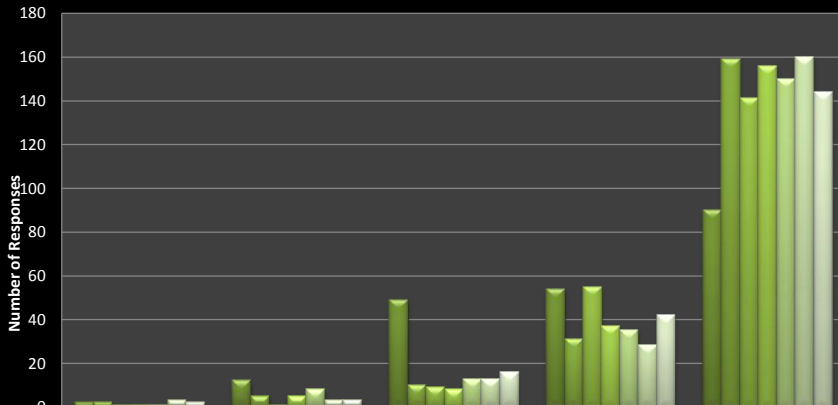
Questions 3 & 4: Priorities



■ (3) Cleveland needs more parks	24	75	51	52	4
■ (4) The City should spend more money on parks	18	74	41	64	10

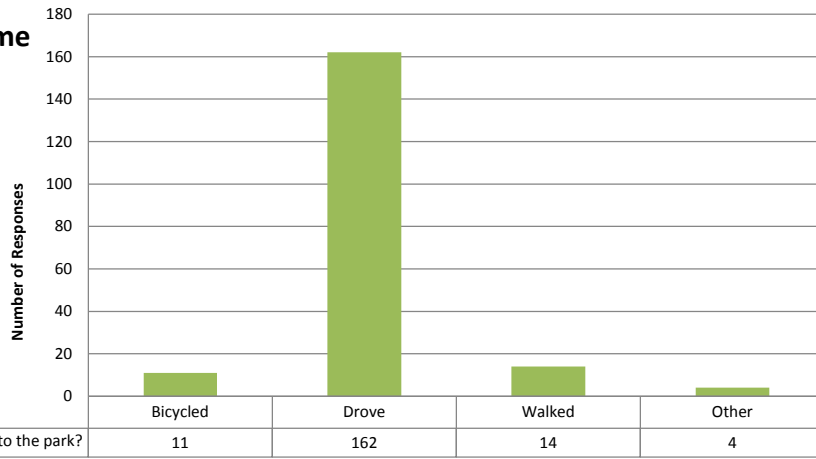
Questions 5 through 11: Usage

How often do you go to the following Lakefront Parks?

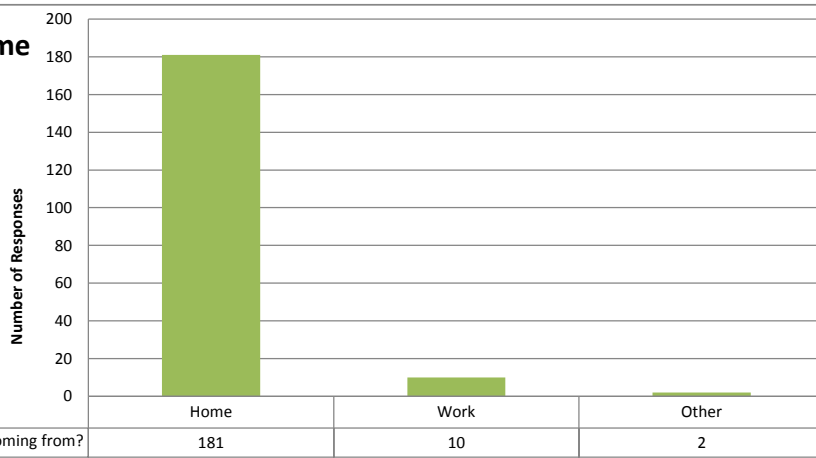


■ (5) Edgewater Park	2	12	49	54	90
■ (6) Wendy Park	2	5	10	31	159
■ (7) Voinivich Park	1	1	9	55	141
■ (8) E 55th St Marina	1	5	8	37	156
■ (9) Gordon Park	1	8	13	35	150
■ (10) Euclid Beach—Wildwood	3	3	13	28	160
■ (11) Rockefeller Park	2	3	16	42	144

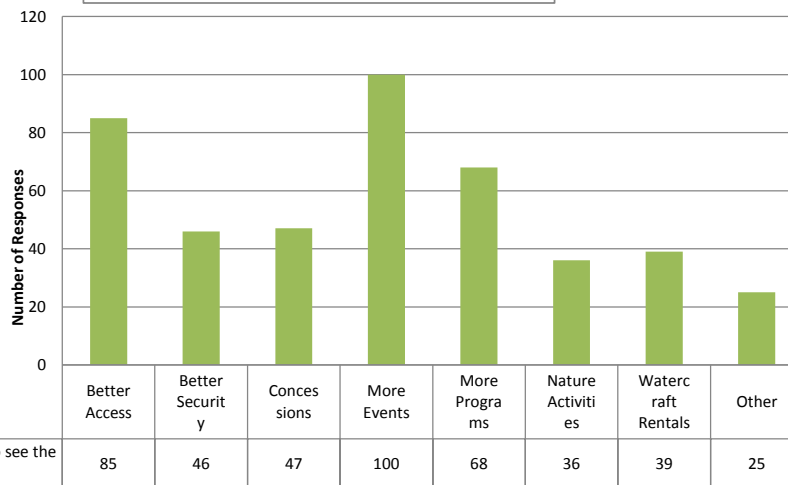
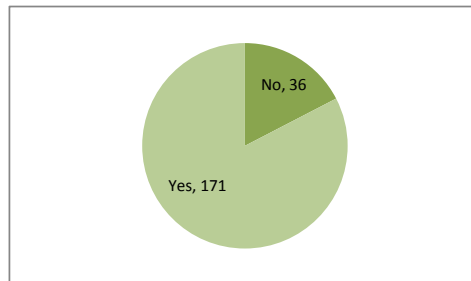
(16) The last time you visited the Lakefront...



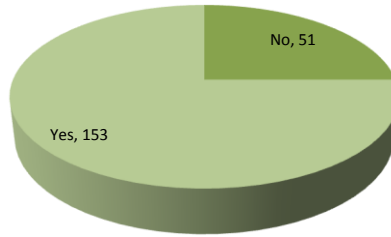
(16) The last time you visited the Lakefront...



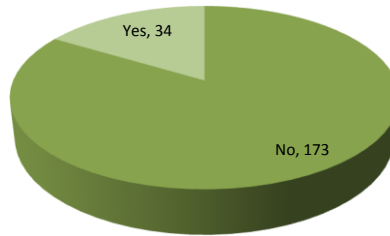
(17) Do you feel the Lakefront needs to be improved?



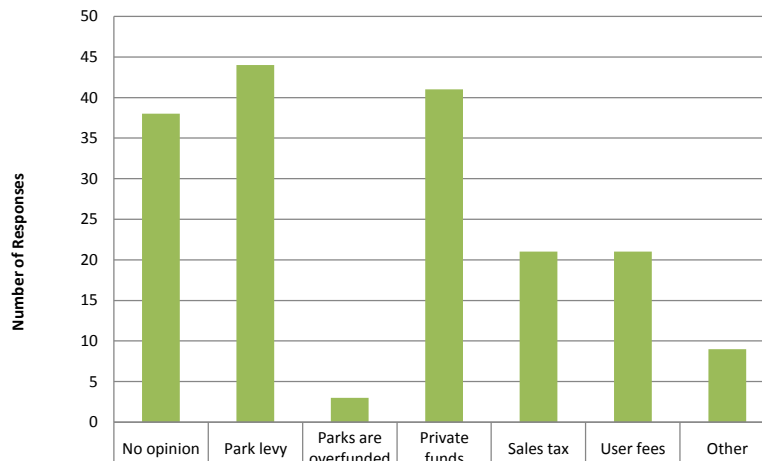
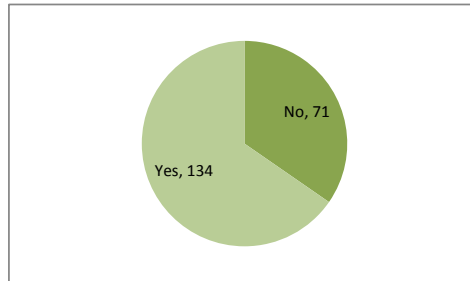
(18) Do you feel that Cleveland's lakefront parks are a safe place to visit?



(19) Are you familiar with the Cleveland Lakefront District Plan completed in 2004?



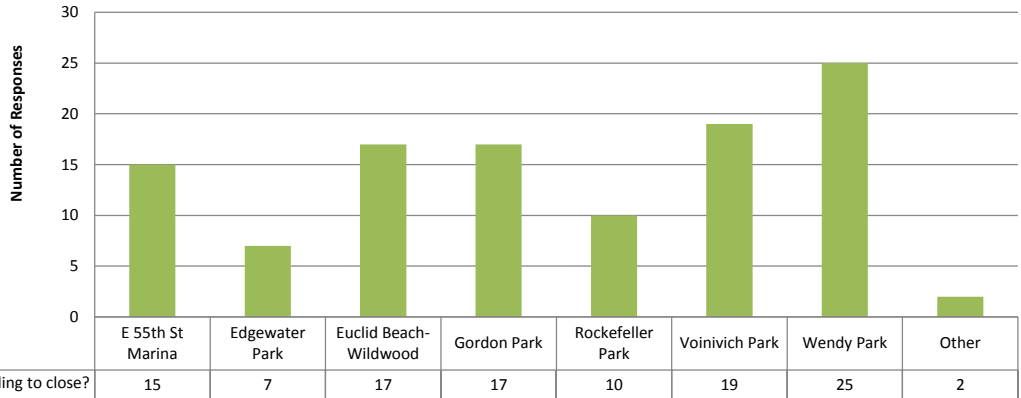
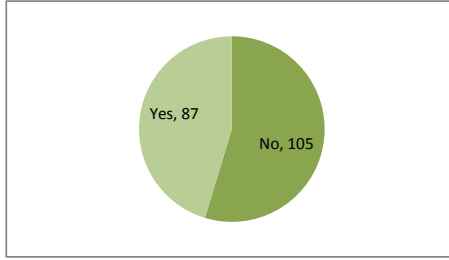
(20) Would you support additional funds being allocated to maintenance of existing parks?



■ If 'yes', where do you feel the funding should come from?

Funding Source	Count
No opinion	38
Park levy	44
Parks are overfunded	3
Private funds	41
Sales tax	21
User fees	21
Other	9

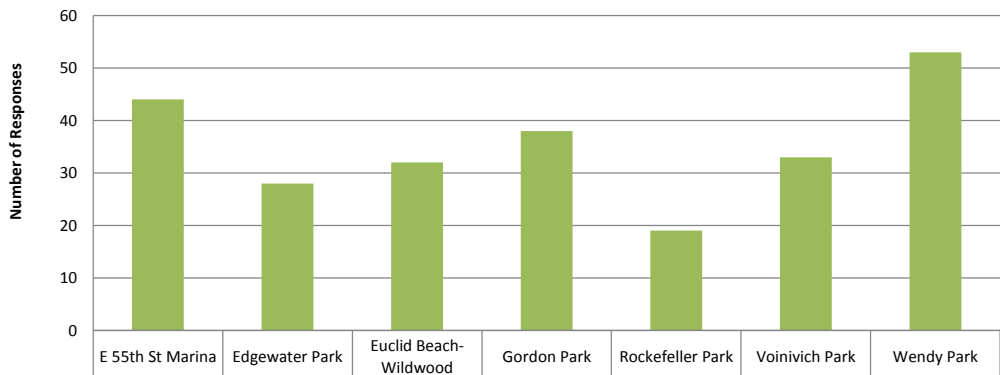
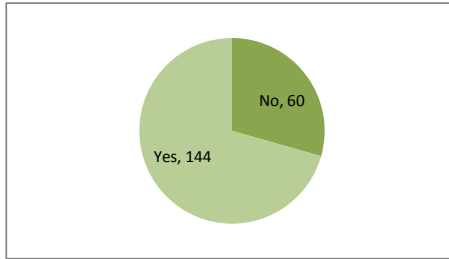
(21) Would you be willing to close some parks to keep others open?



■ If 'yes', which parks would you be willing to close?

E 55th St Marina	15	Edgewater Park	7	Euclid Beach-Wildwood	17	Gordon Park	17	Rockefeller Park	10	Voinivich Park	19	Wendy Park	25	Other	2
------------------	----	----------------	---	-----------------------	----	-------------	----	------------------	----	----------------	----	------------	----	-------	---

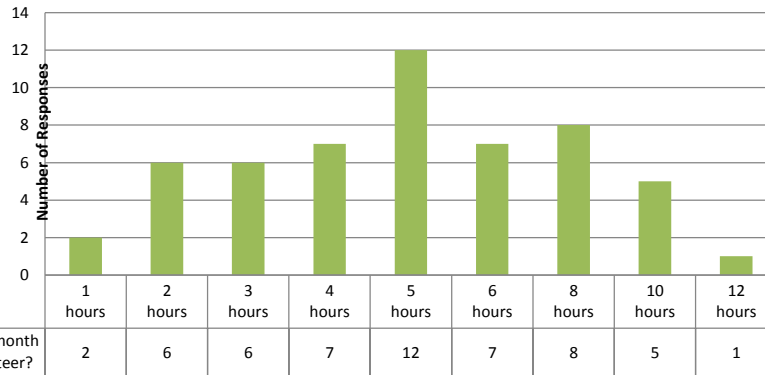
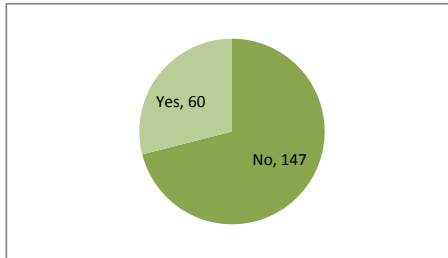
(22) Would you be willing to close some parks during the winter to save money?



■ If 'yes', which parks would you be willing to close?

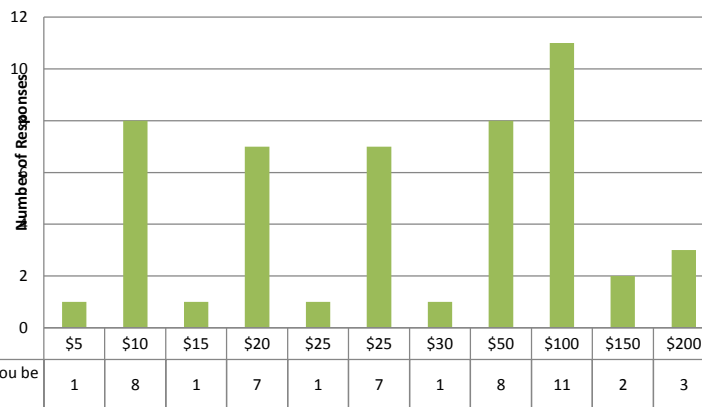
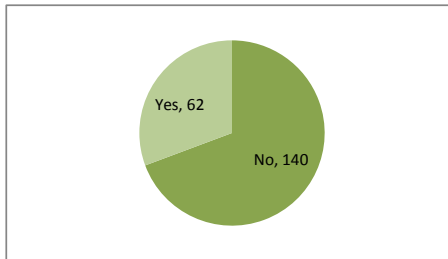
E 55th St Marina	44	Edgewater Park	28	Euclid Beach-Wildwood	32	Gordon Park	38	Rockefeller Park	19	Voinivich Park	33	Wendy Park	53
------------------	----	----------------	----	-----------------------	----	-------------	----	------------------	----	----------------	----	------------	----

(23) Would you be willing to volunteer time to help maintain the Lakefront parks?



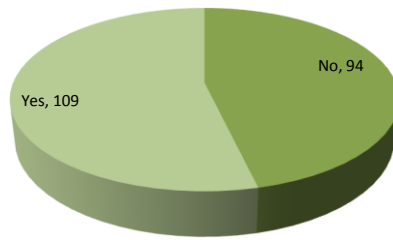
■ If 'yes': How many hours per month would you be willing to volunteer?

(24) Would you be willing to donate money to help maintain the Lakefront parks?

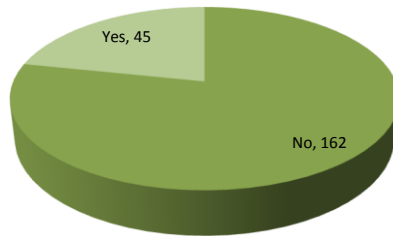


■ If 'yes': How much money would you be willing to donate?

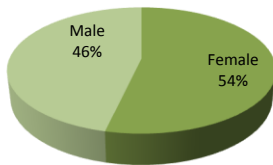
(25) Would you want to live near the Lakefront if there were more housing options



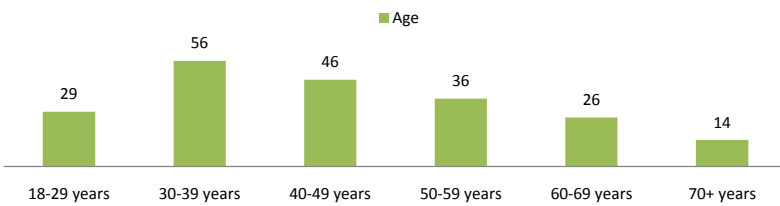
(26) Do you visit any businesses when you visit the Lakefront?



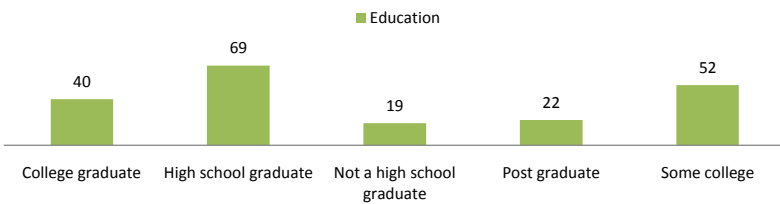
Gender

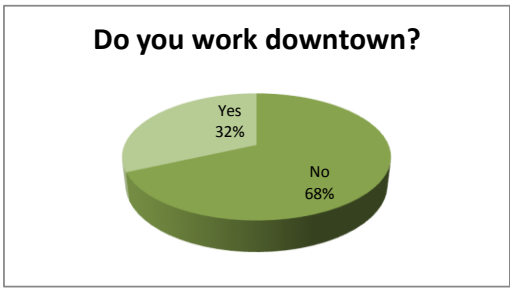
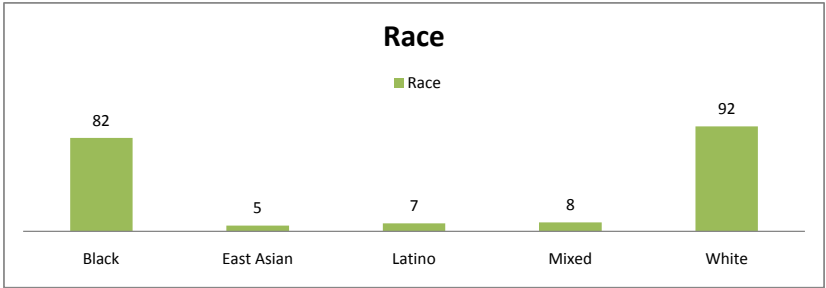
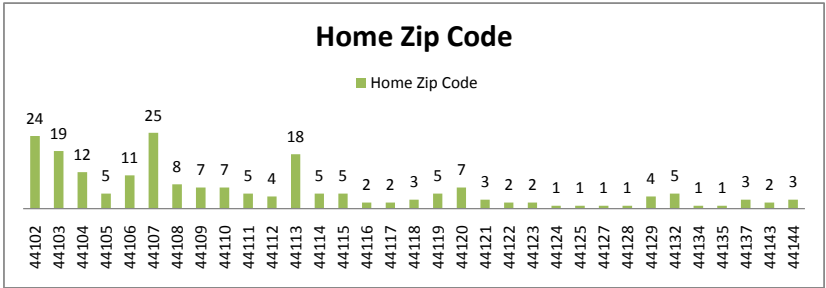
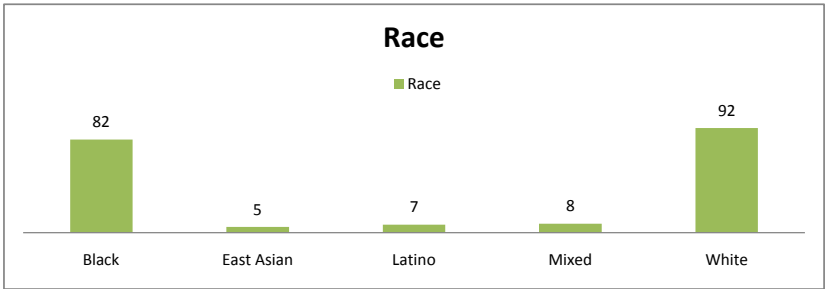
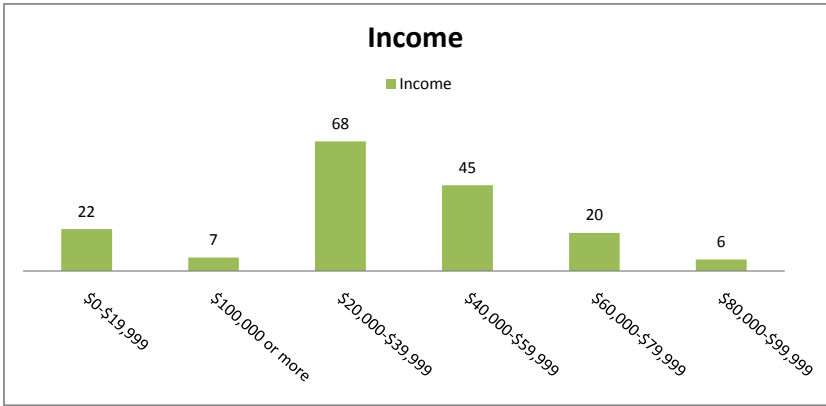


Age



Education





Cleveland Lakefront Survey








1. On a scale of 1 to 5 where '5' means you strongly agree and '1' means you strongly disagree, how much do you agree with the following statements?						
	Strongly agree	Agree	Not sure	Disagree	Strongly disagree	Response Count
(1) The Cleveland Lakefront is easy to get to	6.9% (14)	26.7% (54)	7.9% (16)	46.5% (94)	11.9% (24)	202
(2) Making the Lakefront more accessible should be one of the City's major priorities	45.3% (91)	37.3% (75)	6.5% (13)	9.0% (18)	2.0% (4)	201
(3) Cleveland needs more parks	24.4% (49)	40.8% (82)	17.4% (35)	14.9% (30)	2.5% (5)	201
(4) The City should spend more money on parks	20.0% (40)	37.0% (74)	27.5% (55)	11.5% (23)	4.0% (8)	200
	<i>answered question</i>					202
	<i>skipped question</i>					0

2. On a scale of 1 to 5 where '5' means daily, '4' means once a week, '3' means once a month, '2' means once a year and '1' means never or almost never, how often do you go to the following Lakefront Parks?						
	Daily	Once a Week	Once a Month	Once a Year	Never or Almost Never	Response Count
(5) Edgewater	2.5% (5)	6.4% (13)	13.4% (27)	35.1% (71)	42.6% (86)	202
(6) Wendy Park	0.0% (0)	2.5% (5)	4.5% (9)	18.3% (37)	74.8% (151)	202
(7) Voinivich Park	0.5% (1)	1.5% (3)	12.1% (24)	32.2% (64)	53.8% (107)	199
(8) E 55th St Marina	0.0% (0)	1.0% (2)	3.0% (6)	20.0% (40)	76.0% (152)	200
(9) Gordon Park	0.5% (1)	0.0% (0)	4.5% (9)	13.5% (27)	81.5% (163)	200
(10) Euclid Beach—Wildwood	1.5% (3)	1.0% (2)	3.0% (6)	11.9% (24)	82.6% (166)	201
(11) Rockefeller Park	1.0% (2)	3.5% (7)	9.0% (18)	19.1% (38)	67.3% (134)	199
	<i>answered question</i>					202
	<i>skipped question</i>					0

3. On a scale of 1 to 5 where '5' means daily, '4' means once a week, '3' means once a month, '2' means once a year and '1' means never or almost never, how often do you visit the Lakefront during each of the following seasons?

	Daily	Once a Week	Once a Month	Once a Year	Never or Almost Never	Response Count
(12) Winter	2.0% (4)	2.5% (5)	15.2% (30)	17.2% (34)	63.1% (125)	198
(13) Spring	4.5% (9)	13.6% (27)	23.1% (46)	26.6% (53)	32.2% (64)	199
(14) Summer	9.9% (20)	21.8% (44)	25.2% (51)	31.7% (64)	11.4% (23)	202
(15) Fall	5.5% (11)	13.6% (27)	22.6% (45)	26.6% (53)	31.7% (63)	199
	<i>answered question</i>					202
	<i>skipped question</i>					0

4. (16a) The last time you visited the Lakefront, what park did you go to?


		Response Percent	Response Count
Edgewater Park		43.1%	85
Wendy Park		6.6%	13
Voinivich Park		16.8%	33
E 55th St Marina		10.2%	20
Gordon Park		3.6%	7
Euclid Beach-Wildwood		5.6%	11
Other (please specify)		14.2%	28
	<i>answered question</i>		197
	<i>skipped question</i>		5



5. (16b) The last time you visited a Lakefront park, what did you do there?









		Response Percent	Response Count
Fishing		3.6%	7
Biking		5.1%	10
Running		9.6%	19
Walking		58.4%	115
Swimming		5.6%	11
Kite Flying		1.5%	3
Sun Bathing		10.2%	20
Picnicking		20.3%	40
Organized Sports		4.6%	9
Other (please specify)		25.4%	50
		answered question	197
		skipped question	5

6. (16c) The last time you visited a Lakefront park, how did you get there?



		Response Percent	Response Count
Drove		75.3%	146
Bicycled		5.7%	11
Walked		16.5%	32
Other (please specify)		2.6%	5
		answered question	194
		skipped question	8



7. (16d) The last time you visited a Lakefront park, where were you coming from?			Response Percent	Response Count
Home			74.2%	147
Work			22.7%	45
Other (please specify)			3.0%	6
			answered question	198
			skipped question	4



8. (17a) Do you feel the Lakefront needs to be improved?			Response Percent	Response Count
Yes			96.0%	192
No			4.0%	8
			answered question	200
			skipped question	2







9. (17b) If you answered 'Yes' to the previous question, how would you like to see the Lakefront improved?			Response Percent	Response Count
More Programs			35.9%	69
Concessions			32.8%	63
Watercraft Rentals			34.4%	66
More Events			49.5%	95
Better Security			50.5%	97
Better Access			72.4%	139
Nature Activities			40.6%	78
Other (please specify)			24.5%	47
			answered question	192
			skipped question	10



10. (18) Do you feel that Cleveland's lakefront parks are a safe place to visit?			Response Percent	Response Count
Yes			69.7%	136
No			30.3%	59
			answered question	195
			skipped question	7



11. (19a) Are you familiar with the Cleveland Lakefront District Plan Completed in 2004?			Response Percent	Response Count
Yes			29.1%	58
No			70.9%	141
			answered question	199
			skipped question	3



12. (19b) If you answered 'Yes' to the previous question...			
		Response Percent	Response Count
What did you like about it?		98.1%	53
What didn't you like about it?		72.2%	39
		answered question	54
		skipped question	148

13. (20a) Would you support additional funds being allocated to maintenance of existing parks?			
		Response Percent	Response Count
Yes		83.2%	159
No		16.8%	32
		answered question	191
		skipped question	11







14. (20b) If you answered 'Yes' to the previous question, where do you feel the funding should come from?			
		Response Percent	Response Count
Sales tax		24.2%	40
Park levy		49.7%	82
User fees		18.2%	30
Private funds		37.6%	62
Parks are overfunded		0.0%	0
No opinion		16.4%	27
Other (please specify)		11.5%	19
		answered question	165
		skipped question	37

15. (21a) Would you be willing to close some parks to keep others open?				
			Response Percent	Response Count
Yes			43.8%	85
No			56.2%	109
			answered question	194
			skipped question	8



16. (21b) If you answered 'Yes' to the previous question, which parks would you be willing to close?				
			Response Percent	Response Count
Edgewater Park			3.1%	2
Wendy Park			26.6%	17
Voinivich Park			17.2%	11
E 55th St Marina			29.7%	19
Gordon Park			23.4%	15
Rockefeller Park			14.1%	9
Euclid Beach-Wildwood			20.3%	13
Other (please specify)			31.3%	20
			answered question	64
			skipped question	138


17. (22a) Would you be willing to close some parks during the winter to save money?				
			Response Percent	Response Count
Yes			68.2%	131
No			31.8%	61
			answered question	192
			skipped question	10



18. (22b) If you answered 'Yes' to the previous question, which parks would you be willing to close during the winter?

		Response Percent	Response Count
Edgewater Park		18.0%	18
Wendy Park		36.0%	36
Voinivich Park		22.0%	22
E 55th St Marina		53.0%	53
Gordon Park		35.0%	35
Rockefeller Park		21.0%	21
Euclid Beach-Wildwood		32.0%	32
Other (please specify)		26.0%	26
		<i>answered question</i>	100
		<i>skipped question</i>	102



19. (23) Would you be willing to volunteer time to help maintain the Lakefront Parks?







		Response Percent	Response Count
Yes		33.5%	65
No		66.5%	129
If 'Yes', how many hours per month would you be willing to volunteer?			59
		<i>answered question</i>	194
		<i>skipped question</i>	8






20. (24) Would you be willing to donate money to help maintain the Lakefront Parks?			Response Percent	Response Count
Yes			35.2%	68
No			64.8%	125
If 'Yes', how much money would you be willing to donate?				45
<i>answered question</i>				193
<i>skipped question</i>				9







21. (25) Would you want to live near the Lakefront if there were more housing options?			Response Percent	Response Count
Yes			66.3%	128
No			33.7%	65
<i>answered question</i>				193
<i>skipped question</i>				9

22. (26) Do you visit any businesses when you visit the Lakefront?			Response Percent	Response Count
Yes			33.3%	66
No			66.7%	132
If 'Yes', what businesses do you visit?				60
<i>answered question</i>				198
<i>skipped question</i>				4

23. (27) What is your gender?			Response Percent	Response Count
Male			48.5%	97
Female			51.5%	103
			<i>answered question</i>	200
			<i>skipped question</i>	2



24. (28) What is your approximate age?			Response Percent	Response Count
18-29			28.5%	57
30-39			20.5%	41
40-49			21.5%	43
50-59			20.5%	41
60-69			8.5%	17
70+			0.5%	1
			<i>answered question</i>	200
			<i>skipped question</i>	2



25. (29) What is your level of education?			Response Percent	Response Count
Not high school graduate			0.5%	1
High school graduate			4.5%	9
Some college			8.5%	17
College graduate			35.5%	71
Post graduate			51.0%	102
		answered question		200
		skipped question		2

26. (30) What is your annual household income			Response Percent	Response Count
\$0-\$19,999			3.8%	7
\$20,000-\$39,999			14.3%	26
\$40,000-\$59,999			19.2%	35
\$60,000-\$79,999			14.3%	26
\$80,000-\$99,999			14.3%	26
\$100,000 or more			34.1%	62
		answered question		182
		skipped question		20

27. (31) What is your race (ethnicity)			Response Count
			174
		answered question	174
		skipped question	28

28. (32) What is your home zip code?		
		Response Count
		187
		answered question 187
		skipped question 15

29. (33) Do you work downtown?			
		Response Percent	Response Count
Yes		72.0%	144
No		28.0%	56
		answered question	200
		skipped question	2

30. Thank you for taking the time to complete this survey! If any problems or suggestions arise, you may call Robert Simons at: (216) 687-5258 Did you enjoy this survey?			
		Response Percent	Response Count
Yes		92.1%	163
No		7.9%	14
		answered question	177
		skipped question	25

Cleveland Lakefront Survey








1. On a scale of 1 to 5 where '5' means you strongly agree and '1' means you strongly disagree, how much do you agree with the following statements?						
	Strongly agree	Agree	Not sure	Disagree	Strongly disagree	Response Count
(1) The Cleveland Lakefront is easy to get to	5.6% (8)	25.7% (37)	7.6% (11)	47.9% (69)	13.2% (19)	144
(2) Making the Lakefront more accessible should be one of the City's major priorities	44.8% (64)	37.1% (53)	6.3% (9)	9.8% (14)	2.1% (3)	143
(3) Cleveland needs more parks	23.8% (34)	40.6% (58)	19.6% (28)	14.0% (20)	2.1% (3)	143
(4) The City should spend more money on parks	20.3% (29)	37.1% (53)	29.4% (42)	9.8% (14)	3.5% (5)	143
	<i>answered question</i>					144
	<i>skipped question</i>					0

2. On a scale of 1 to 5 where '5' means daily, '4' means once a week, '3' means once a month, '2' means once a year and '1' means never or almost never, how often do you go to the following Lakefront Parks?						
	Daily	Once a Week	Once a Month	Once a Year	Never or Almost Never	Response Count
(5) Edgewater	2.1% (3)	4.9% (7)	16.0% (23)	38.2% (55)	38.9% (56)	144
(6) Wendy Park	0.0% (0)	2.8% (4)	4.9% (7)	16.7% (24)	75.7% (109)	144
(7) Voinivich Park	0.7% (1)	2.1% (3)	16.2% (23)	31.7% (45)	49.3% (70)	142
(8) E 55th St Marina	0.0% (0)	1.4% (2)	2.8% (4)	19.6% (28)	76.2% (109)	143
(9) Gordon Park	0.7% (1)	0.0% (0)	5.6% (8)	15.3% (22)	78.5% (113)	144
(10) Euclid Beach—Wildwood	0.7% (1)	0.7% (1)	3.5% (5)	11.8% (17)	83.3% (120)	144
(11) Rockefeller Park	0.7% (1)	2.1% (3)	9.0% (13)	18.1% (26)	70.1% (101)	144
	<i>answered question</i>					144
	<i>skipped question</i>					0

3. On a scale of 1 to 5 where '5' means daily, '4' means once a week, '3' means once a month, '2' means once a year and '1' means never or almost never, how often do you visit the Lakefront during each of the following seasons?

	Daily	Once a Week	Once a Month	Once a Year	Never or Almost Never	Response Count
(12) Winter	0.7% (1)	2.8% (4)	14.9% (21)	18.4% (26)	63.1% (89)	141
(13) Spring	3.5% (5)	13.4% (19)	25.4% (36)	27.5% (39)	30.3% (43)	142
(14) Summer	8.3% (12)	22.2% (32)	27.1% (39)	33.3% (48)	9.0% (13)	144
(15) Fall	4.2% (6)	12.7% (18)	25.4% (36)	27.5% (39)	30.3% (43)	142
	<i>answered question</i>					144
	<i>skipped question</i>					0

4. (16a) The last time you visited the Lakefront, what park did you go to?



		Response Percent	Response Count
Edgewater Park		44.0%	62
Wendy Park		7.1%	10
Voinivich Park		20.6%	29
E 55th St Marina		7.1%	10
Gordon Park		3.5%	5
Euclid Beach-Wildwood		2.8%	4
Other (please specify)		14.9%	21
	<i>answered question</i>		141
	<i>skipped question</i>		3



5. (16b) The last time you visited a Lakefront park, what did you do there?









		Response Percent	Response Count
Fishing		3.5%	5
Biking		4.3%	6
Running		11.3%	16
Walking		59.6%	84
Swimming		5.7%	8
Kite Flying		2.1%	3
Sun Bathing		8.5%	12
Picnicking		17.7%	25
Organized Sports		5.0%	7
Other (please specify)		24.8%	35
		answered question	141
		skipped question	3

6. (16c) The last time you visited a Lakefront park, how did you get there?



		Response Percent	Response Count
Drove		75.5%	105
Bicycled		4.3%	6
Walked		18.7%	26
Other (please specify)		1.4%	2
		answered question	139
		skipped question	5



7. (16d) The last time you visited a Lakefront park, where were you coming from?			Response Percent	Response Count
Home			71.8%	102
Work			26.1%	37
Other (please specify)			2.1%	3
			<i>answered question</i>	142
			<i>skipped question</i>	2

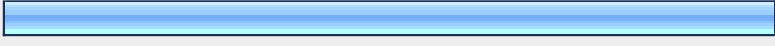

8. (17a) Do you feel the Lakefront needs to be improved?			Response Percent	Response Count
Yes			96.5%	138
No			3.5%	5
			<i>answered question</i>	143
			<i>skipped question</i>	1




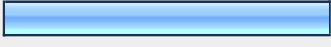


9. (17b) If you answered 'Yes' to the previous question, how would you like to see the Lakefront improved?			
		Response Percent	Response Count
More Programs		37.0%	51
Concessions		34.8%	48
Watercraft Rentals		37.0%	51
More Events		51.4%	71
Better Security		50.0%	69
Better Access		76.1%	105
Nature Activities		42.8%	59
Other (please specify)		21.0%	29
		<i>answered question</i>	138
		<i>skipped question</i>	6



10. (18) Do you feel that Cleveland's lakefront parks are a safe place to visit?			
		Response Percent	Response Count
Yes		71.0%	98
No		29.0%	40
		<i>answered question</i>	138
		<i>skipped question</i>	6




11. (19a) Are you familiar with the Cleveland Lakefront District Plan Completed in 2004?			
		Response Percent	Response Count
Yes		28.9%	41
No		71.1%	101
		<i>answered question</i>	142
		<i>skipped question</i>	2



12. (19b) If you answered 'Yes' to the previous question...			
		Response Percent	Response Count
What did you like about it?		100.0%	37
What didn't you like about it?		67.6%	25
		<i>answered question</i>	37
		<i>skipped question</i>	107

13. (20a) Would you support additional funds being allocated to maintenance of existing parks?			
		Response Percent	Response Count
Yes		85.2%	115
No		14.8%	20
		<i>answered question</i>	135
		<i>skipped question</i>	9




14. (20b) If you answered 'Yes' to the previous question, where do you feel the funding should come from?			
		Response Percent	Response Count
Sales tax		24.2%	29
Park levy		52.5%	63
User fees		20.0%	24
Private funds		35.8%	43
Parks are overfunded		0.0%	0
No opinion		15.8%	19
Other (please specify)		9.2%	11
		<i>answered question</i>	120
		<i>skipped question</i>	24

15. (21a) Would you be willing to close some parks to keep others open?			Response Percent	Response Count
Yes			48.2%	66
No			51.8%	71
			<i>answered question</i>	137
			<i>skipped question</i>	7



16. (21b) If you answered 'Yes' to the previous question, which parks would you be willing to close?			Response Percent	Response Count
Edgewater Park			2.0%	1
Wendy Park			28.6%	14
Voinivich Park			18.4%	9
E 55th St Marina			30.6%	15
Gordon Park			22.4%	11
Rockefeller Park			18.4%	9
Euclid Beach-Wildwood			18.4%	9
Other (please specify)			24.5%	12
			<i>answered question</i>	49
			<i>skipped question</i>	95



17. (22a) Would you be willing to close some parks during the winter to save money?			Response Percent	Response Count
Yes			68.1%	94
No			31.9%	44
			<i>answered question</i>	138
			<i>skipped question</i>	6


18. (22b) If you answered 'Yes' to the previous question, which parks would you be willing to close during the winter?



		Response Percent	Response Count
Edgewater Park		15.3%	11
Wendy Park		40.3%	29
Voinivich Park		25.0%	18
E 55th St Marina		55.6%	40
Gordon Park		31.9%	23
Rockefeller Park		22.2%	16
Euclid Beach-Wildwood		34.7%	25
Other (please specify)		20.8%	15
		answered question	72
		skipped question	72



19. (23) Would you be willing to volunteer time to help maintain the Lakefront Parks?






		Response Percent	Response Count
Yes		33.3%	46
No		66.7%	92
If 'Yes', how many hours per month would you be willing to volunteer?			42
		answered question	138
		skipped question	6






20. (24) Would you be willing to donate money to help maintain the Lakefront Parks?			Response Percent	Response Count
Yes			37.5%	51
No			62.5%	85
If 'Yes', how much money would you be willing to donate?				34
			<i>answered question</i>	136
			<i>skipped question</i>	8






21. (25) Would you want to live near the Lakefront if there were more housing options?			Response Percent	Response Count
Yes			65.5%	91
No			34.5%	48
			<i>answered question</i>	139
			<i>skipped question</i>	5

22. (26) Do you visit any businesses when you visit the Lakefront?			Response Percent	Response Count
Yes			34.0%	48
No			66.0%	93
If 'Yes', what businesses do you visit?				44
			<i>answered question</i>	141
			<i>skipped question</i>	3

23. (27) What is your gender?			Response Percent	Response Count
Male			48.3%	69
Female			51.7%	74
			<i>answered question</i>	143
			<i>skipped question</i>	1


24. (28) What is your approximate age?			Response Percent	Response Count
18-29			25.2%	36
30-39			22.4%	32
40-49			23.8%	34
50-59			20.3%	29
60-69			8.4%	12
70+			0.0%	0
			<i>answered question</i>	143
			<i>skipped question</i>	1



25. (29) What is your level of education?			Response Percent	Response Count
Not high school graduate			0.7%	1
High school graduate			2.8%	4
Some college			6.3%	9
College graduate			38.5%	55
Post graduate			51.7%	74
		answered question		143
		skipped question		1

26. (30) What is your annual household income			Response Percent	Response Count
\$0-\$19,999			1.6%	2
\$20,000-\$39,999			14.1%	18
\$40,000-\$59,999			16.4%	21
\$60,000-\$79,999			14.8%	19
\$80,000-\$99,999			14.1%	18
\$100,000 or more			39.1%	50
		answered question		128
		skipped question		16

27. (31) What is your race (ethnicity)			Response Count
			124
		answered question	124
		skipped question	20

28. (32) What is your home zip code?		Response Count
		132
<i>answered question</i>		132
<i>skipped question</i>		12

29. (33) Do you work downtown?		Response Percent	Response Count
Yes		100.0%	144
No		0.0%	0
<i>answered question</i>			144
<i>skipped question</i>			0

30. Thank you for taking the time to complete this survey! If any problems or suggestions arise, you may call Robert Simons at: (216) 687-5258 Did you enjoy this survey?		Response Percent	Response Count
Yes		92.1%	117
No		7.9%	10
<i>answered question</i>			127
<i>skipped question</i>			17

Final Results for Leader Survey: Closed Ended Questions

1. 94% of Leaders responded that they were familiar with the 2004 Cleveland Waterfront District Plan
2. 86% of respondents believe that additional attractions are needed to bring more people to the lakefront
4. Type of New Attraction Needed?
36% responded commercial/retail 7% responded Residential
29% responded Tourist/Recreation 7% responded Arena/Entertainment District
7% responded Casino 17% responded Other
6. 94% of respondents stated that they would support and/or attend programs and events on the lakefront, as well as downtown
7. 89% of Leaders stated that access to the lakefront needs improved
8. How?
38% working with ODO 31% greenway system 19% other
12% street grid improvements
12. Medical Mart Location
Current location: 79% Tower City: 16% East Bank: 5% UC: 0
13. Quality of lakefront parks and green space? Good: 12% Fair: 82% Poor: 6% Excellent: 0
14. Support for a nonprofit entity to maintain and support Lakefront parks:
Very Open: 56% Somewhat Open: 17% Indifferent: 6% Opposed 23%
16. Sufficient Security at Lakefront Parks? 83% said yes
17. Overall Rating of Parks: Excellent: 0% Good: 26% Fair: 69% Poor: 5%

Final Results for Leader Survey: Open Ended Questions

3. If yes, do you have any suggestions on what type of destinations would attract more people to the lakefront?
- *Need something on the lakefront that brings more people to the lakefront, but is something that encourages people to move between the different venues instead of a single destination.
 - *Youth hostel
 - *Further development beyond parks/natural environment.
 - *Upscale restaurants and nightclubs/world class aquarium/condominiums.
 - *Mixed-use development including residential, commercial, industrial, and free green space open to the public.
 - *Need for more outdoor activities with walkways, green space and places to sit. Amusement park and/or indoor waterpark that can be used all year long.
 - *Previous plans showed an aquarium/good idea/would like to see an amusement park similar to but smaller than the Navy Pier in Chicago.
 - *Need more shopping
 - *Casino
 - *Pedestrian walkway along the lake with entertainment, restaurants, etc.
- *There needs to be more to do on lakefront.
- *There needs to be continuous access to the lakefront.
5. If other, what type of attraction would you like to see?
- *Promenade along waterfront, make the water an attraction.
 - *Residential/tourist/recreation
 - *Mixed-use extension of downtown to the lakefront and strengthening of neighborhoods like Detroit/shoreway.
 - *Mixed-use development including residential, commercial, industrial, and free greenspace open to the public.
 - *Mixed uses
8. How should improved access to the Lakefront be provided? (If other what?)
- *Access from downtown limited to E. 9th and W. 3rd, there should be more connectors.
 - *Provide continuous pedestrian/bicycle access along the lakefront.
 - *By expanding the mall
 - *Pedestrian bridges
9. What do you feel are the best future uses for the land that lies between the western end of Whiskey Island and Cleveland Browns Stadium?
- *Should establish a neighborhood that has people living and working on the lakefront.
 - *Mixed-use development with a lakefront promenade and bikeway
 - *This area should be a continuation of the Warehouse District and have residential and retail options. This could also be a good site for outdoor concerts and a venue for wind turbines.
 - *Entertainment, condominiums/retail/good idea to move the Port; redevelopment of this area a catalyst to put Cleveland on the map.
 - *Mixed-use extension of downtown to the lakefront including housing and retail.
 - *Create a 24-hour water district/replace the marina/add residential and free public open space.
 - *More green space even if man-made
 - *Like it the way it is no issues with Whiskey Island/East 55th is a better location for the Port/would like to see Huletts reassembled.
 - *Need to look at casino and additional shopping
 - *Residential and retail combination
 - *Retain industries and salt mine in Whiskey Island area/increase boating maintenance and construction.
 - *Residential and park space

*Recreational uses

10. What do you feel are the best uses for lakefront land that is situated between East Ninth Street and Burke Lakefront Airport?
- *Commercial Use that is attractive to rock hall visitors.
 - *Restaurant/retail/transient boat dock/hotel
 - *This area should be a tourist destination and have other attractions to draw people to the Rock Hall and Science Center.
 - *Housing/retail/maritime museum
 - *Mirror image of Voinovich Park to the east of East 9th
 - *Create something similar to Dike 14
 - *Tear everything down and build back up/need commercial/residential/greenspace/make a multi-use island.
 - *Get rid of Coast Guard Station sitting on prime real estate/need a good restaurant with different price points and outdoor access to the lakefront. Burke Lakefront Airport is good where it is-against getting rid of it because of safety net for Hopkins.
 - *Shopping
 - *Relocate Coast Guard Station to current port location/add entertainment/mixed uses/festival/ retail to the current Coast Guard location.
 - *Entertainment, restaurants, park space
 - *Keep airport and Voinovich Park as is
11. What do you feel are the best uses for the land situated between Burke Lakefront Airport and Dike 14?
- *Expanded marina, there seems to be a shortage of boat slips
 - *Port-due to proximity to transportation infrastructure
 - *This would be a good commercial zone
 - *Land is too valuable for Burke/takes up too much space/area should be a “world class” lakefront.
 - *General maritime activities (both commercial and recreational boating)
 - *A combination of industrial to tie into the port relocation and additional green space.
 - *Dike should continue as green space and promote more activity and educational programming.
 - *Port needs to invest in this area/also room to tear down and build green.
 - *Can’t do much due to FAA regulations/waterfront plan called for a golf course/public does not need access to every bit of land on the waterfront/just cluster the public at the Coast Guard Station area/add bike path connector between all parks.
 - *Port facilities
 - *Transportation/shipping and marinas
 - *Open space/parks and recreation
 - * A modern Port with public spaces for observation/passive recreation spaces to view boat activity of marina and Port.
15. How do you think park maintenance should be funded (other)?
- *New taxes.....may not be well received should be funded by new development.
 - *Park Levy/conservancy like with Central Park in New York.
 - *The City of Cleveland should not be funding the lakefront through the general fund/the convention center would be a potentially good source of funding but is still in the early stages of development.
 - *Regional levy since the waterfront should be used by everyone/create a conservation district along the waterfront.
 - *Don’t see park maintenance as being a higher priority than the other needs of Cleveland/no access fees.
 - *Casino
18. My vision for the future of the Waterfront District is.....

- *An attractive place for all citizens of northeast Ohio, folks from around the country would talk about the Cleveland waterfront.
- *A continuous greenspace with bike and pedestrian facilities and supporting retail developments
- *A robust thriving area where people with different interests can gather that has attractions other than parks to get people down there.
- *A world-class lakefront with condominiums, entertainment, aquarium, museum(s) similar to Baltimore's Inner Harbor.
- *An accessible Waterfront that you can touch with programming for a lot of activities.
- *A mixed-use district that includes industrial, residential, commercial, and free green space for the public to enjoy.
- *To make sure it is a place for commercial use, residential use and tourist activity. A place where everyone has their needs met and there is something for the young as well as for the elderly.
- *Try to give a sense of unity between Edgewater Park and the downtown. Make it easily accessible with design elements tying all the parks together with way-finding signage with unifying design elements.
- *A bustling shopping center with a luxury casino.
- *Like Chicago, where retail, residential and entertainment is integrated without barriers to access the water.
- *Public waterfront access should be small, high quality and concentrated at the core of the downtown with provision for bicycle or linear trail system connecting from east to west (not necessarily always at the water's edge). Need better connection from east to west crossing the West Shoreway in the Whiskey Island area and into downtown would be desirable in keeping neighborhood setting for family residences which CMHA should strive to provide. The views that can be taken advantage of at this location could support double income and empty-nester residences who do not need access to the educational institutions and normal neighborhood amenities. The projects should be relocated to a more long-term suitable location or dispersed through the use of section 8 vouchers into neighborhood settings.
- *Improved access, open space, parks, 24hour uses/an area that can be used 24 hours a day. Access to water, improved programming and amenities/need amenities and entertainment to complement the museums (we have enough eats 4th and warehouse district type areas).
- *A vibrant connected space that connects the entire city along the lakefront. Connection from the neighborhoods to downtown and the lakefront by using biking and walking arteries.

19. Any additional comments?

- *I'm happy to see action taking place to change the status and improve downtown. The lakefront is worth investing in because it has the potential to add to Cleveland's' ionic status and create value and recognition.
- *Cleveland is behind the curve more than most cities regarding lakefront development. Cleveland could learn from not only U.S. cities around the world. Crime would not be a big problem for a lakefront neighborhood.
- *The City has finally realized what an asset the lakefront is/MetroParks need to manage the lakefront parks because they are better equipped to do so than either the State or City.
- *Overall, Cleveland is moving in the right direction but slowly because so many players involved. If didn't have Dan Moore or Ed Hauser as advocates nothing would have been done at Whiskey Island and Wendy Park. These guys are random and there are groups all over/mayor's don't usually take on park development and need someone with political power to take leadership and private dollars. However, a waterfront non-profit is just another non-profit that has to be fed, the private sector can make happen faster especially if they own the land.
- *Would like MetroParks to take over the waterfront parks and they might be willing to do it if guidelines were set up with certain parameters and a plan to incorporate pockets of nonpublic and public land. Could be done like Chicago Wilderness with some preserved old industrial sites with public access limited to a portion of the land.
- *A small amount of quality, connected public space and high activity private land uses such as entertainment would be better than trying to scatter housing and a variety of low traffic access or park land along a wide area of the waterfront. An urban core is not the place to try to achieve natural or pastoral parkland, wildlife sanctuaries, or spread out recreational uses. In order for public space to work in an urban setting it has to have high traffic generating, high-density land use nearby.
- *Any planning process must consider economic realities. Goals and visions must be founded in reality or the plan will fail. Mentioned golf course by Burke Lakefront Airport as an idea not founded on a realistic idea.